


Hydraulic Access Fitting Assemblies

for High Pressure Hydraulic Access Systems

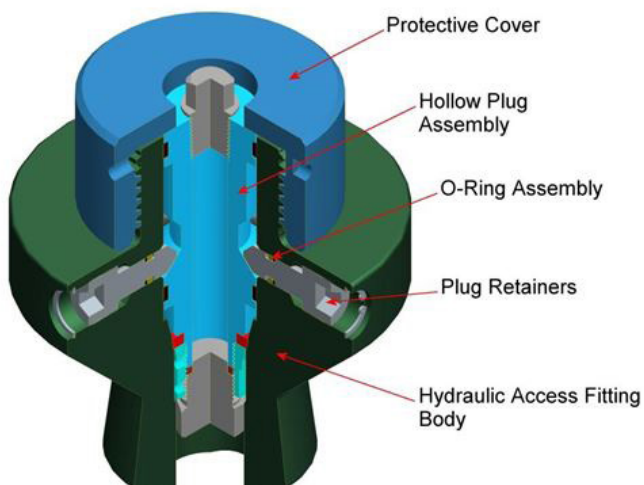
The Hydraulic Access Fitting Assembly consists of an access fitting body with locking pins, a solid or hollow plug, and a protective cover.

The access fitting body is manufactured from A350-LF2 as standard; however, other materials are available. The Flareweld fitting has a radius to allow it to conform to the profile of a pipe or vessel, and the flared end has a large surface area to allow for a strong weld joint, and provides ample reinforcement material for the branch connection. Flanged end connections are also available which conform with ANSI or API specifications. Each access fitting body is supplied with four locking pins, which are designed to hold the solid or hollow plug in place during retrieval operations. These locking pins are supplied in 17-4PH Stainless Steel with FKM O-Rings as standard, but other materials are available on request.



Above Left: Cutaway of hydraulic access fitting showing inserted solid plug and locking pins with hollow plug beside it.


Above Right: Hydraulic access fitting with cover beside it.



Non-Tee fittings are standard for use with standard corrosion monitoring devices. Tee-type fittings for injection and sampling applications are also available. These tee-type fittings are available with standard NPT threaded ports, or with integrally attached side tee flanges for connection to injection/sampling piping.

Solid plugs are available for attachment of corrosion monitoring coupon holders or injection tubes. Refer to the 'Hydraulic Solid Plug Assemblies' datasheet for details and ordering information. Hollow plugs are available for attachment of corrosion monitoring probes. Refer to the 'Hydraulic Hollow Plug Assemblies' datasheet for details and ordering information.

Protective covers are required, and are designed to hold the solid/hollow plug in place after installation. Covers are available which provide secondary pressure retention for enhanced safety, or non-pressure retaining for holding the plug and protecting the access fitting from damage. Refer to the 'Hydraulic Protective Covers' datasheet for details and ordering information.



Metal Samples Company

A Division of Alabama Specialty Products, Inc.

152 Metal Samples Rd., Munford, AL 36268 Phone: (256) 358-4202 Fax: (256) 358-4515

E-mail: msc@alspi.com Internet: www.metalsamples.com

Houston Office: 6327 Teal Mist Lane, Fulshear, TX 77441 Phone: (832) 451-6825

Flareweld Mount Hydraulic Access Fitting Bodies

Body Style	Weight (lbs./kg)	Height (in./mm)	Equivalent Height (in.)*
Non-Tee & 1/4" Tee	17.2 / 7.8	6.50 / 165	5.25
1/2" Tee, 3/4" Tee & 1" Tee	18.7 / 8.5	7.50 / 190	6.25

* 'Equivalent Height' is the value to be used in sizing formulas for devices to be used with the Hydraulic Access Fitting

Flange Mount Hydraulic Access Fitting Bodies

Body Style	Flange Rating	Weight (lbs./kg)	Height (in./mm)	Equivalent Height (in.)*
Non-Tee & 1/4" Tee	150#	20.0 / 9.1	6.50 / 165	5.25
	300#	21.4 / 9.7	6.50 / 165	5.25
	600#	24.6 / 11.2	7.50 / 190	6.25
	1500#	36.4 / 16.5	7.50 / 190	6.25
	2500#	47.3 / 21.5	7.50 / 190	6.25
1/2" Tee, 3/4" Tee & 1" Tee	150#	23.1 / 10.5	7.50 / 190	6.25
	300#	24.5 / 11.1	7.50 / 190	6.25
	600#	27.9 / 12.7	8.50 / 216	7.25
	1500#	39.6 / 18.0	8.50 / 216	7.22
	2500#	52.6 / 23.9	9.50 / 241	8.25

* 'Equivalent Height' is the value to be used in sizing formulas for devices to be used with the Hydraulic Access Fitting

Temperature Rating to: +400° F (204.4° C)
 Pressure Rating: 6000 PSI or as Flange Size

Spare Parts Available

Part	Part No.	Material
Locking Pin Assembly	PS5669110834	17-4/FKM
Locking Pin O-Ring	PI006734	FKM